



Monthly Performance Report | June 2025

Digital Income Fund

July 16, 2025

Digital Income Class

Fund Performance

- The Digital Income Class rose 0.22% over the month of June, to bring the 12 month performance to 19.73% net of fees.
- Monthly performance in the Digital Income Class was affected by volatility being contained in a relatively narrow range.
- The Digital Income Class has only recorded one negative monthly return over its 50-month history.
- Since inception in May 2021, the S&P 500 has recorded 19 negative monthly returns. Over those 19 negative months, the average monthly difference in returns between the Digital Income Class and the S&P 500 has been 4.94% (please see chart 3).
- Since inception in May 2021, the Digital Income Class is up 134.85% net of fees.
- Annualised performance in the Digital Income Class since inception in May 2021 is 22.74%.

Market Commentary

Spot BTC was relatively volatile, albeit within a tight range, over the month of June. Geopolitical and trade tensions didn't incite much ongoing activity in any market, let alone Bitcoin (please see charts 4 and 5, on page 2). Possibly a reflection of thinner northern hemisphere summer trading activity.

Digital Income Class - Net Performance

1 Month (June 2025)	0.22%
3 Months	1.21%
6 Months	7.33%
Year to Date	7.33%
12 Months	19.73%
Annualised Return Since May 2021	22.74%
Total Return since Inception in May 2021	134.85%

Disclaimer - Past performance is not an indicator of future performance.

Chart 1

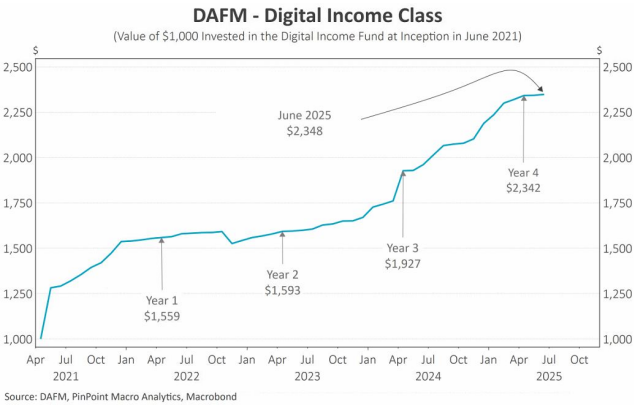


Chart 2

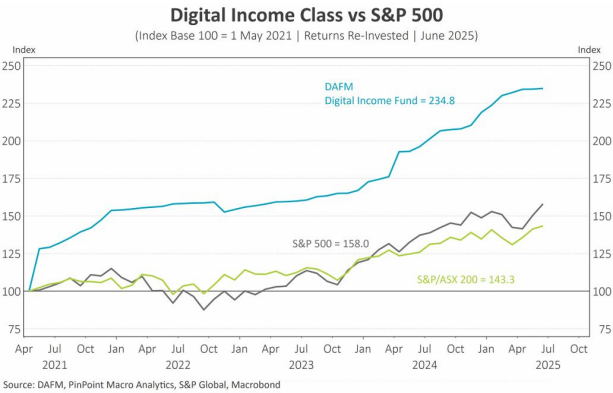
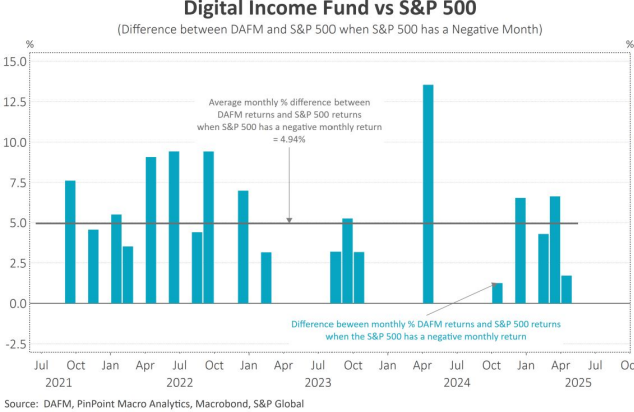


Chart 3



Key Observations from the Trading Desk

A similar trend to what occurred last month, where yields on crypto-specific trading venues remained below those on the Chicago Mercantile Exchange (CME). The algorithm was able to take advantage of the opportunities, particularly as the spread between the CME and the crypto-specific trading exchanges narrowed towards the back end of the month.



Key Advantages of the Digital Income Class

The Digital Income Class is a market neutral fund. Every single transaction aims to be fully hedged.

- Bitcoin (BTC) and Ethereum (ETH) are held as collateral. Income returns are generated from volatility in the BTC and ETH futures markets.
- Over the last 10-years, volatility in Bitcoin has consistently exceeded volatility in the S&P 500.
- The greater the market volatility, the higher the potential to generate returns.
- Income distributions, when available, are delivered quarterly with the option of reinvestment.
- Since inception in May 2021, the Digital Income Class has generated a positive monthly return whenever the S&P 500 has had a negative monthly return (chart 6). This suggests the Digital Income Class can help diversify an investor's portfolio.
- Since inception in May 2021, the Digital Income Class has outperformed the S&P 500 Total Return Index as well as the S&P/ASX 200 Total Return Index, and most major fixed income benchmark indexes.
- Performance in the Digital Income Class has been uncorrelated to interest rate cycles, central bank decisions, or the profits of listed company stocks. See chart 7 for a snapshot of selected correlations.
- U.S. inflation outcomes may generate market volatility in U.S. Treasuries, the S&P 500, and by extension, in crypto futures markets.
- The Digital Income Class is a market-neutral investment in the category of Alternative Assets.

Other

- The trustee of the Digital Income Fund, Quay Wholesale Fund Services Pty Ltd, operates under an Australian Financial Services License (AFSL), and is regulated by the Australian Securities & Investments Commission (ASIC).
- The Digital Income Class is available via investing in the Digital Income Fund, an Australian Unit Trust investment structure, or via investing in Lime Street Capital SPC, a USD-based Cayman Islands Segregated Portfolio Company (SPC), also managed by DAFM. Please refer to the Information Memorandum for additional information.

Chart 4

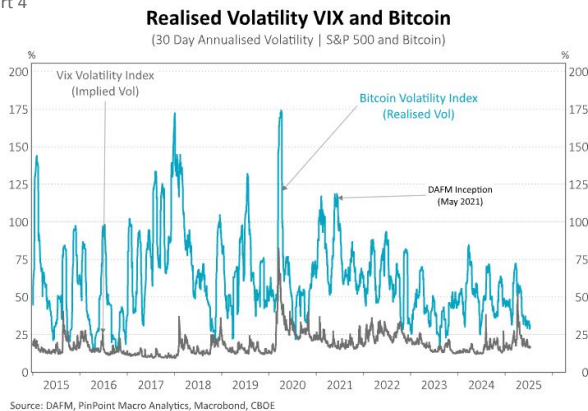


Chart 5

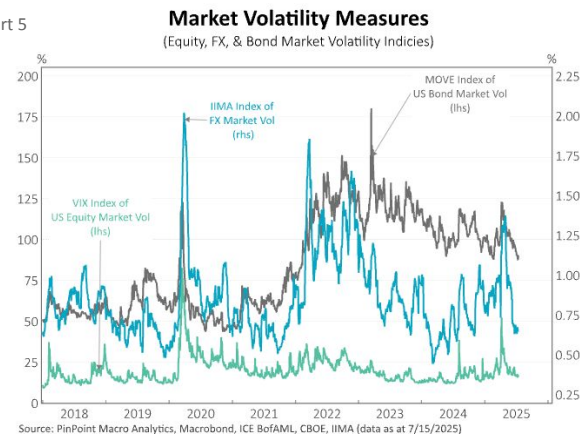


Chart 6

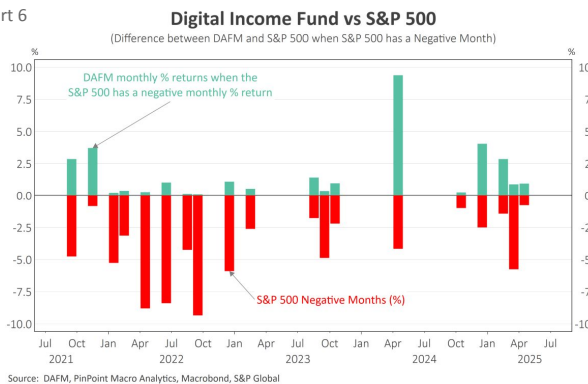
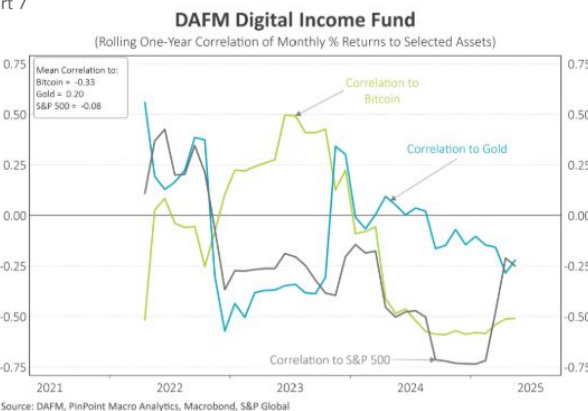


Chart 7



Monthly Performance (%) – Digital Income Class

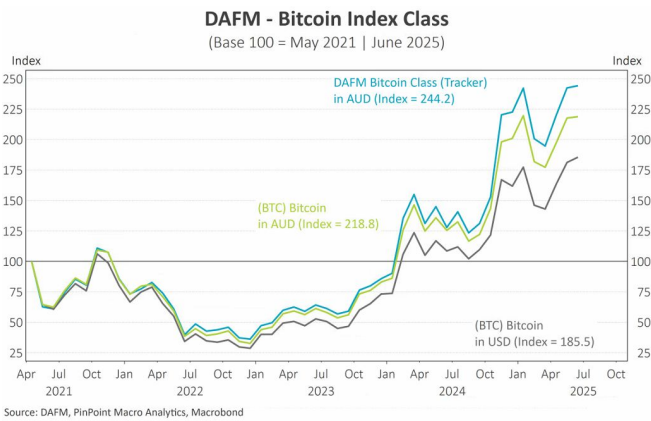
Year	Jan	Feb	Mar	Apr	May	Jun	July	Aug	Sep	Oct	Nov	Dec	YTD
2021	-	-	-	-	28.16	0.83	2.19	2.62	2.86	1.85	3.72	4.36	53.67
2022	0.23	0.38	0.53	0.28	0.35	1.03	0.19	0.15	0.08	0.35	-4.14*	1.10	0.42
2023	1.05	0.54	0.71	0.90	0.11	0.23	0.44	1.42	0.37	0.97	0.06	1.16	8.24
2024	3.41	0.89	1.06	9.38	0.12	1.69	2.67	2.57	0.40	0.26	1.14	4.05	30.98
2025	2.19	2.86	0.89	0.95	0.04	0.22							7.33

Source: DAFM | All Returns in % and Net of Fees | * Please see page 4 for an explanation | Disclaimer - Past performance is not an indicator of future performance.

Bitcoin Index Class

Fund Performance (Bitcoin Index Class)

- The Bitcoin Index Class (Bitcoin Tracker Fund) rose **0.71%** over the month of June.
- BTC largely consolidated in June, after its strong **10% lift** in May.
- Over the last 12 months, the Bitcoin Index Class is up **91.10%** net of fees.
- Since inception in May 2021, the Bitcoin Index Class is up **144.27%** net of fees.
- Since inception in May 2021, the Bitcoin Index Class has delivered an annualised return of **23.91%**.



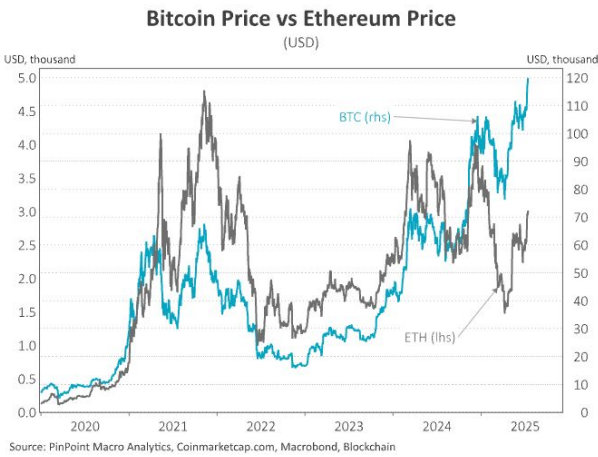
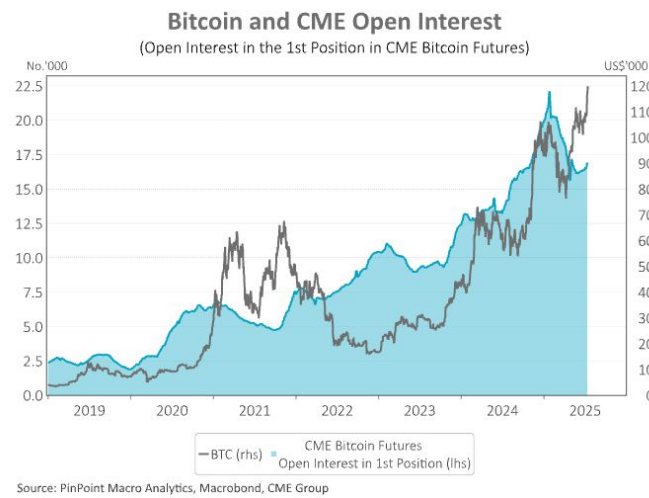
Key Advantages of the Bitcoin Index Class

- Tracks the path of Bitcoin (BTC) in AUD.
- Aims to deliver an additional 3% yield (after fees) on top of standard Bitcoin returns.
- Appeals to investors seeking direct exposure to Bitcoin without the need to set up digital wallets, worry about cold storage, or have their assets sitting in custody at an unregulated crypto exchange.
- Similar to the Digital Income Class, the Bitcoin Index Class offers investors the option to “average in” through additional monthly investments.

Bitcoin Index Class - Net Performance

1 Month (June 2025)	0.71%
3 Months	25.39%
6 Months	9.68%
Year to Date	9.68%
12 Months	91.10%
Annualised Return Since May 2021	23.91%
Total Return since Inception in May 2021	144.27%

Disclaimer - Past performance is not an indicator of future performance.



Monthly Performance (%) – Bitcoin Index Class

Year	Jan	Feb	Mar	Apr	May	Jun	July	Aug	Sep	Oct	Nov	Dec	YTD
2021	-	-	-	-	-37.17	-2.55	21.69	14.98	-5.71	37.73	-3.23	-20.19	-14.39
2022	-14.39	5.41	7.02	-10.7	-17.37	-34.73	22.04	-12.14	2.65	4.69	-18.94	-2.80	-57.78
2023	30.49	5.19	20.51	4.44	-5.54	8.70	-4.51	-7.20	3.98	29.20	4.55	7.41	137.15
2024	5.11	50.22	14.38	-15.35	10.50	-11.81	10.14	-12.29	6.21	16.58	44.12	1.07	159.56
2025	8.81	-17.16	-2.95	12.75	10.42	0.71							9.68

Source: DAFM | All Returns in % and Net of Fees | Disclaimer - Past performance is not an indicator of future performance.



Disclaimer and Things You Should Know:

This newsletter has been prepared by Digital Asset Funds Management Pty Ltd (ABN 49 645 472 813, CAR NO.: 001285765) (DAFM) and is current as at 16/07/2025. DAFM is a Corporate Authorised Representative of QUAY WHOLESALE FUND SERVICES Pty Ltd (ABN 55 647 044 602, AFSL No. 528526), and is authorised to provide general advice and dealing in respect of a limited number of financial products to wholesale clients only. The information in this document is for wholesale or sophisticated clients only as defined in the Corporations Act 2001 (Cth), and is not intended to be received, read or relied upon by anyone else, including retail clients. All references to currency or \$ are in Australian dollars unless otherwise noted. This newsletter is not an offer or solicitation with respect to the purchase or sale of any financial product or investment and is qualified in its entirety by any information memorandum and other legal documentation that may subsequently be made available. Accordingly, this newsletter should not form the basis of any investment decision. The information contained in this newsletter is of a general nature and does not purport to be personal financial product advice, complete, nor does it contain all the information which would be required in a prospectus or other disclosure document. The opinions expressed herein are subject to change at any time due to changes in the market, economic or regulatory environment, or for any other reason. This newsletter has not been prepared with the objectives, financial situation or particular needs of any individual person, or class of persons, in mind and is not financial product advice. This newsletter may contain statements, opinions, projections, forecasts and other material (forward looking statements), based on various assumptions, risks and uncertainties which may change over time. Those assumptions may or may not prove to be correct. None of DAFM, its respective officers, employees, agents, advisers or any other person named in this newsletter makes any representation as to the accuracy or likelihood of fulfilment of the forward-looking statements or any of the assumptions upon which they are based. Past performance of any product described in this document is not a reliable indication of future performance. To the extent permitted by law, DAFM, and its respective officers, employees, agents and advisers give no warranty, representation or guarantee as to the accuracy, completeness or reliability of the information contained in this newsletter. Further, none of DAFM, or its respective officers, employees, agents and advisers accepts, to the extent permitted by law, responsibility or liability for any loss, claim, damages, costs or expenses arising out of, or in connection with, this newsletter. Before acting on any information in this newsletter, you should obtain independent advice as to the appropriateness of all information contained herein, having regard to your financial situation and your objectives. This newsletter is provided to you strictly on a confidential basis and the information contained herein must not be reproduced or redistributed in any format without the express written consent DAFM. Investments in the Digital Income Fund involves a high level of risk and is not suitable for investors who are unable to sustain the loss of all or part of the sum invested, or who require predictable levels of return or liquidity. Potential investors should assess their own appetite for such risks independently and consult their advisers before making a decision to invest in the Digital Income Fund. Visual images used in this document are inserted for convenience only and do not affect the interpretation of this material.

*** Digital Income Class Note:**

All performance figures are net of fees and relate to the Lead series. Investors who held units in the Digital Income Class on 1st of November 2022 had exposure to FTX. As a result, 12.96% of assets in the Digital Income Class were segregated and placed in a separate unit class. The valuation of this unit class has been updated and the impact on performance has been reflected in November 2022.



DAFM Contact

Clint Maddock or Mike Gilbert – info@dafm.io