



Monthly Performance Report | February 2025 Digital Income Fund

March 31, 2025

Digital Income Class

Fund Performance

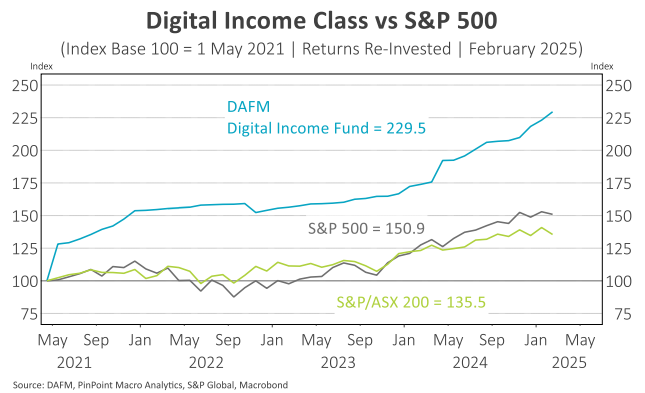
- **The Digital Income Class** rose 2.86% net of fees over the month of February, to lift the return over the last 12-months to 31.96% net of fees.
- Monthly performance in the Digital Income Class fund benefited from the net trend lower in BTC and ETH over the month. Profits were taken in the carry trade part of the net trading strategy.
- The Digital Income Class had a positive net monthly return of 2.86% despite a -1.3% fall in the S&P 500 total return index over February.
- Over the first two months of this year, the Digital Income Class has outperformed its benchmark of the RBA cash rate.
- Since inception in May 2021, the Digital Income Class is up 129.46% net of fees.
- February's performance lifts the annualized performance in the Digital Income Class since inception to 24.79%.
- February 2025 marked 45 months of positive monthly returns in the Digital Income Class's 46-month history.

Market Commentary

There were two notable events in February. First, a liquidation event in early February, which caused Ethereum to fall some -15% within 1 minute.

The second event was news that the Bybit crypto exchange had been hacked in late February for some US\$1.5bn worth of Ethereum. Despite the immediate fall in ETH and BTC, it was not as large a fall as that following the November 2022 FTX fraud.

Helping the market to stabilize and recover was the



Digital Income Class - Net Performance

1 Month	2.86%
3 Months	9.37%
6 Months	11.35%
Year to Date	5.11%
12 Months	31.96%
Annualised Return Since May 2021	24.79%
Total Return Since Inception in May 2021	129.46%

Disclaimer - Past performance is not an indicator of future performance.

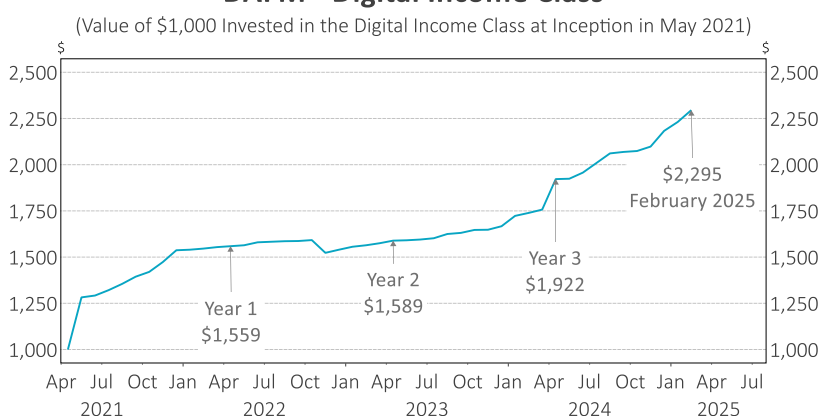
very quick and open communication by Bybit's CEO.

Key Observations from the Trading Desk

Despite a sharp drop in Ethereum in early February, futures yields have had a relatively orderly move lower. The desk was able to take profit on some of the carry sooner than expected.

Cross exchange dislocations were relatively muted. Of note, the CME remained excessively bid relative to the native crypto exchanges.

DAFM - Digital Income Class

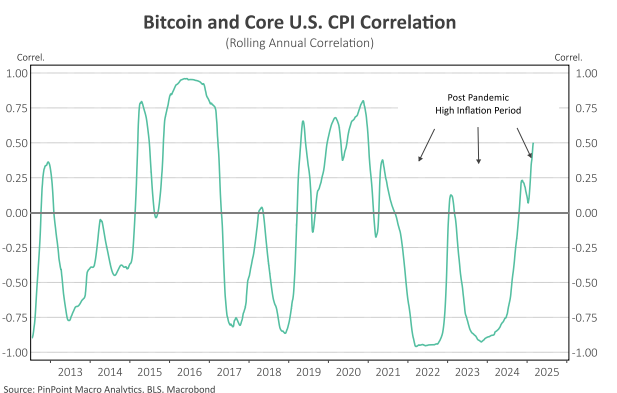
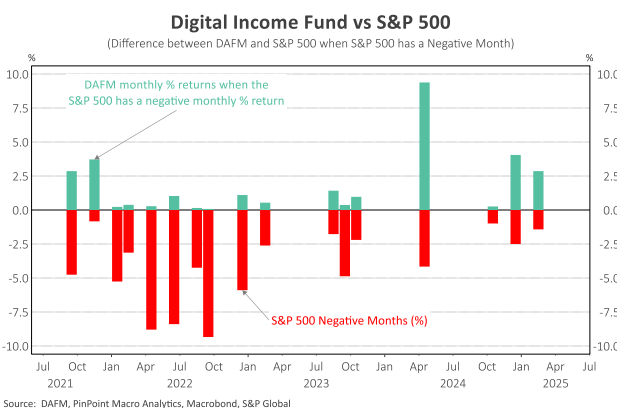
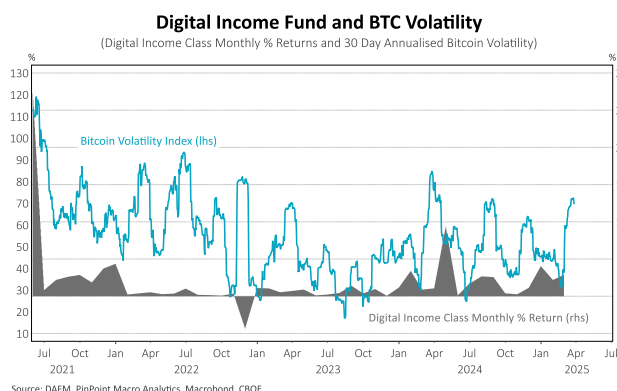
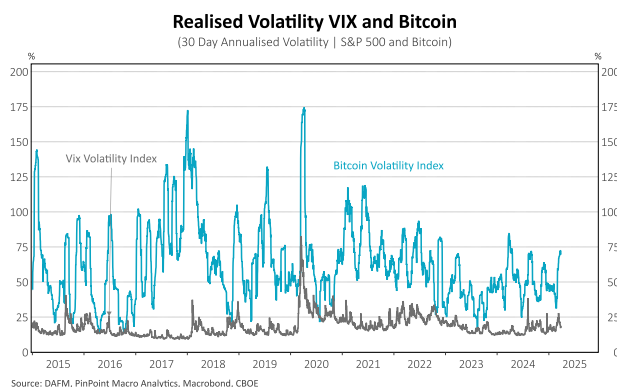




Key Advantages of the Digital Income Class

The Digital Income Class fund is a market neutral fund. Every single transaction aims to be fully hedged.

- Bitcoin (BTC) and Ethereum (ETH) are held as collateral. Income returns are generated from volatility in the BTC and ETH futures markets.
- Over the last 10-years volatility in Bitcoin has consistently exceeded volatility in the S&P 500.
- The greater the market volatility, the higher the ability to generate potential returns.
- Income distributions when available, are delivered quarterly with the option of reinvestment.
- Since inception in May 2021, the Digital Income Class has generated a positive monthly return whenever the S&P 500 has had a negative monthly return. This presents the Digital Income Class as an attractive uncorrelated hedge in investor's portfolios.
- Since inception in May 2021, the Digital Income Class has outperformed the S&P 500 total return index as well as the S&P/ASX 200 total return index, and every single major fixed income benchmark index.
- Performance in the Digital Income Class is uncorrelated to interest rate cycles or central bank decisions.
- U.S. inflation outcomes may generate market volatility in U.S. treasuries, the S&P 500, and by extension, in crypto markets.
- The Digital Income Class is a market-neutral investment in the category of Alternative Assets.
- The trustee of the Digital Income Fund, Quay Wholesale Fund Services Pty Ltd, operates under an Australian Financial Services License (AFSL), and is regulated by the Australian Securities & Investments Commission (ASIC).
- The Digital Income Class is available via investing in the Digital Income Fund, an Australian Unit investment structure, or via investing in Lime Street Capital SPC, a USD based Cayman Islands Segregated Portfolio Company (SPC), also managed by DAFM.



Monthly Performance (%) – Digital Income Class

Year	Jan	Feb	Mar	Apr	May	June	July	Aug	Sept	Oct	Nov	Dec	YTD
2021	-	-	-	-	28.17	0.83	2.19	2.62	2.86	1.85	3.72	4.36	53.68
2022	0.23	0.38	0.53	0.28	0.35	1.03	0.19	0.15	0.08	0.35	-4.36*	1.10	0.19
2023	1.05	0.54	0.71	0.90	0.11	0.23	0.44	1.42	0.37	0.97	0.06	1.16	8.24
2024	3.41	0.89	1.06	9.38	0.12	1.69	2.67	2.57	0.40	0.26	1.14	4.05	30.98
2025	2.19	2.86											5.11



Bitcoin Index Class

Fund Performance (Bitcoin Index Class)

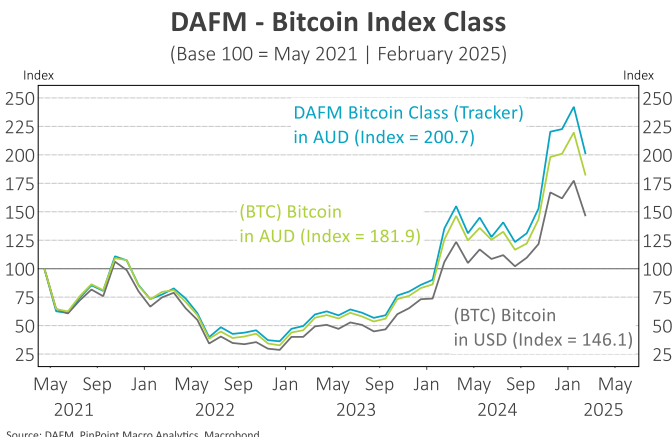
- **The Bitcoin Index Class** (Bitcoin Tracker Fund) fell -17.17% in February, ending five consecutive months of positive returns.
- Over the last 12-months, the Bitcoin Index Class is up 48.17% net of fees.
- The negative monthly performance in the Bitcoin Index Class was driven by two major events in February. An Ethereum liquidation event early in the month, and the news that the Bybit crypto exchange had been hacked for some US\$1.5 billion in Ethereum, late in the month.
- The Bitcoin Index Class aims to deliver returns averaging 3% (after fees) above the actual BTC monthly price change.
- Since Inception in May 2021, the Bitcoin Index Class is +100.66% net of fees.

Key Advantages of the Bitcoin Index Class

- Tracks the path of Bitcoin (BTC).
- Aims to deliver an additional 3% yield (after fees) on top of standard Bitcoin returns.
- Appeals to investors seeking direct exposure to Bitcoin without having to open accounts, set up digital wallets, worry about cold storage, or have their assets sitting in custody at an unregulated crypto exchange.
- Over the late 2021 to 2024 high inflation period, BTC has largely had a negative correlation to the lift in U.S. inflation (see chart 4 on page 2). This suggests BTC can spend periods of time acting as a hedge against inflation.
- The fund contains an option to “average in” via additional investments on a monthly basis.

Market Commentary

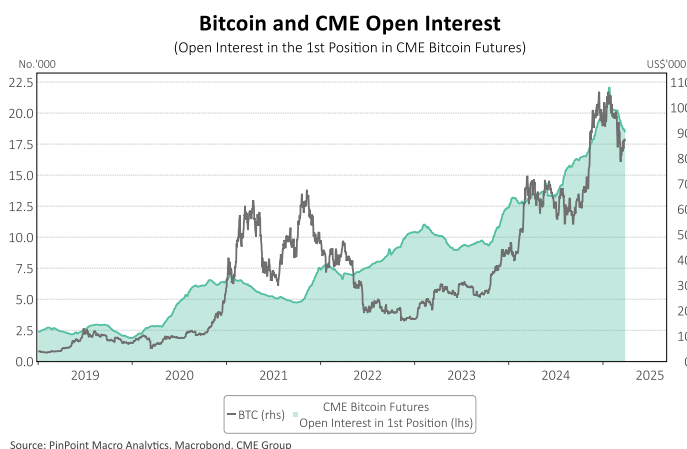
Bitcoin fell over the month courtesy of two major events affecting Ethereum (see page 1).



Bitcoin Index Class - Net Performance

1 Month	-17.17%
3 Months	-8.90%
6 Months	62.56%
Year to Date	-9.86%
12 Months	48.17%
Annualised Return Since May 2021	20.41%
Total Return Since Inception in May 2021	100.66%

Disclaimer - Past performance is not an indicator of future performance.



However, there was notable strong support for BTC on the dips.

Monthly Performance (%) – Bitcoin Index Class (Tracker Fund)

Year	Jan	Feb	Mar	Apr	May	June	July	Aug	Sept	Oct	Nov	Dec	YTD
2021	-	-	-	-	-37.37	-2.55	21.69	14.98	-5.71	37.73	-3.23	-20.19	-14.39
2022	-14.39	5.41	7.02	-10.7	-17.37	-34.73	22.04	-12.14	2.65	4.69	-18.94	-2.80	-57.78
2023	30.49	5.19	20.51	4.44	-5.54	8.70	-4.51	-7.20	3.98	29.20	4.55	7.41	137.15
2024	5.11	50.22	14.38	-15.35	10.50	-11.81	10.14	-12.29	6.21	16.58	44.12	1.07	159.56
2025	8.81	-17.17											-9.86



Disclaimer and Things You Should Know:

This newsletter has been prepared by Digital Asset Funds Management Pty Ltd (ABN 49 645 472 813, CAR NO.: 001285765) (DAFM) and is current as at 31/03/2025. DAFM is a Corporate Authorized Representative of QUAY WHOLESALE FUND SERVICES Pty Ltd (ABN 55 647 044 602, AFSL No. 528526), and is authorized to provide general advice and dealing in respect of a limited number of financial products to wholesale clients only. The information in this document is for wholesale or sophisticated clients only as defined in the Corporations Act 2001 (Cth), and is not intended to be received, read or relied upon by anyone else, including retail clients. All references to currency or \$ are in Australian dollars unless otherwise noted. This newsletter is not an offer or solicitation with respect to the purchase or sale of any financial product or investment and is qualified in its entirety by any information memorandum and other legal documentation that may subsequently be made available. Accordingly, this newsletter should not form the basis of any investment decision. The information contained in this newsletter is of a general nature and does not purport to be personal financial product advice, complete, nor does it contain all the information which would be required in a prospectus or other disclosure document. The opinions expressed herein are subject to change at any time due to changes in the market, economic or regulatory environment, or for any other reason. This newsletter has not been prepared with the objectives, financial situation or particular needs of any individual person, or class of persons, in mind and is not financial product advice. This newsletter may contain statements, opinions, projections, forecasts and other material (forward looking statements), based on various assumptions, risks and uncertainties which may change over time. Those assumptions may or may not prove to be correct. None of DAFM, its respective officers, employees, agents, advisers or any other person named in this newsletter makes any representation as to the accuracy or likelihood of fulfilment of the forward-looking statements or any of the assumptions upon which they are based. Past performance of any product described in this document is not a reliable indication of future performance. To the extent permitted by law, DAFM, and its respective officers, employees, agents and advisers give no warranty, representation or guarantee as to the accuracy, completeness or reliability of the information contained in this newsletter. Further, none of DAFM, or its respective officers, employees, agents and advisers accepts, to the extent permitted by law, responsibility or liability for any loss, claim, damages, costs or expenses arising out of, or in connection with, this newsletter. Before acting on any information in this newsletter, you should obtain independent advice as to the appropriateness of all information contained herein, having regard to your financial situation and your objectives. This newsletter is provided to you strictly on a confidential basis and the information contained herein must not be reproduced or redistributed in any format without the express written consent DAFM. Investments in the Digital Income Fund involves a high level of risk and is not suitable for investors who are unable to sustain the loss of all or part of the sum invested, or who require predictable levels of return or liquidity. Potential investors should assess their own appetite for such risks independently and consult their advisers before making a decision to invest in the Digital Income Fund. Visual images used in this document are inserted for convenience only and do not affect the interpretation of this material.

*** Digital Income Class Note:**

All performance figures are net of fees and relate to the Lead series. Investors who held units in the Digital Income Class on 1st of November 2022 had exposure to FTX. As a result, 12.96% of assets in the Digital Income Class were segregated and placed in a separate unit class. The valuation of this unit class has now been updated and the impact on performance has been reflected in November 2022. It is based upon our best assumptions as to the current value of the position and as further information becomes available may be updated again in the future. Investors will receive an emailed statement directly from Ascent Fund Services with their unit holdings and valuations.



DAFM Contact

Clint Maddock or Mike Gilbert – info@dafm.io